

DHHL KĒŌKEA HOMESTEAD FARM LOTS LESSEE SURVEY RESULTS

In December, 2020, all Kēōkea Agricultural Lessees were asked to complete a survey, which they could do online or by filling out the written survey they received in the mail and returning it in the enclosed self-addressed stamped envelope. All 65 lessees received the survey, 23 (35%) completed the survey. The purpose of the survey was to get lessee data and input that would inform the development of a Master Plan for the proposed Kēōkea Community Center. This document summarizes lessee responses to the survey.

Report Format:

The Lessee responses are presented for each question in tabular and graphic form. If respondents provided additional comments in their responses, the verbatim responses are presented after the table of results. Lastly, the survey included short narrative background statements before some of the questions to ensure that all respondents had enough information to answer each question. The same narrative statements are included in this report in the colored, boxed sections.



Kēōkea Homestead Farm Lots Association (KHFLA) Survey

The Kēōkea Homestead Farm Lots Association (KHFLA) agreed upon a conceptual 10-year vision plan, born through numerous meetings over the years, that was submitted to DHHL in 2016. This plan was updated in 2019, and at that time DHHL awarded KHFLA a \$200,000 grant to do preliminary planning, Environmental Impact Assessment, Cultural Archeology area and land suitability studies. These studies will enable us to lay the foundation for the 10-year project when we are able to get the funding to build.

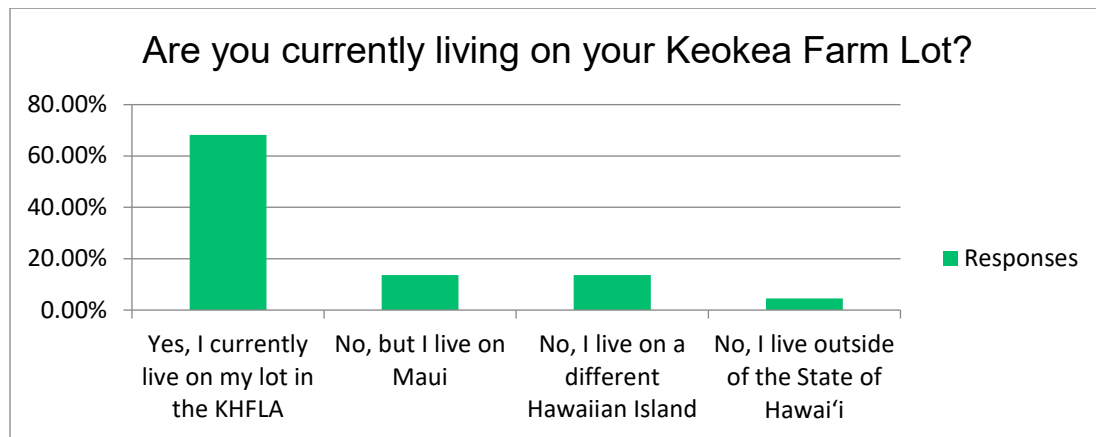
PBR HAWAII is the local environmental land use planning firm that is heading up this project, and this survey will allow community outreach for purposes of feedback and land use programming design.

The 10-year Vision Plan is designed to not only benefit the KHFLA, but also to benefit the surrounding Hawaiian communities. This plan will enable KHFLA to provide services and receive revenue from the various entities participating in this project.

The 10-year Vision Plan is broken down into six Phases, and the survey questions will follow along the lines of the Vision Plan structure.

1. Are you currently living on your Kēōkea Farm Lot?

Living on Lot?	Responses	
Yes, I currently live on my lot in the KHFLA	68.18%	15
No, but I live on Maui	13.64%	3
No, I live on a different Hawaiian Island	13.64%	3
No, I live outside of the State of Hawai'i	4.55%	1
Respondents		22
No Response		1



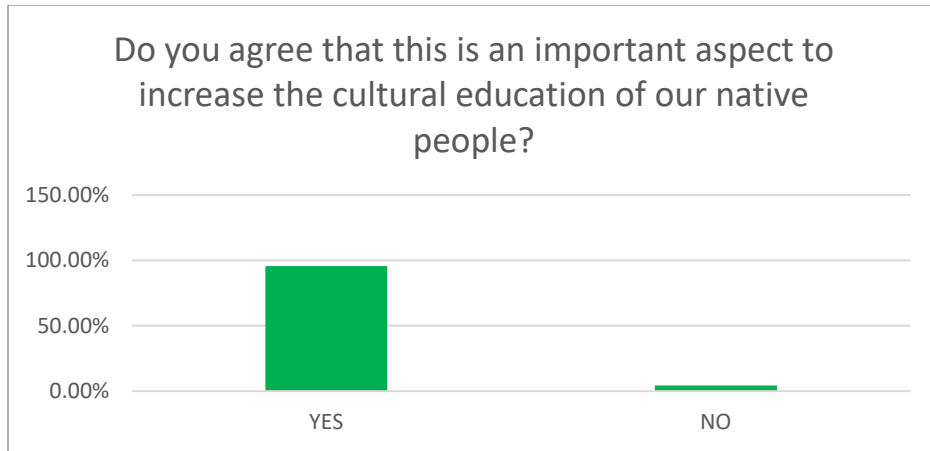
Phase 1 - Malalani : Cultural Education /Native Garden Center

When the 10-year Vision plan was submitted in 2016, the area formerly known as the Nursery next to Grandma's Coffee house was overgrown and under-utilized. Due to two grants from DHHL in 2017 the area was transformed into a native plant garden, farmers market and association meeting area. We have accomplished much but wish to continue to expand.

We wish to connect the present area to Ka'amana Street via walking trail and maintenance road. As proposed, the Cultural Education/Native Garden Center area would include Food planting areas for Kalo, 'Uala, Mai'a, Kō, etc. Alongside would be Lā'au Lapa'au (Medicinal) plants. This area would enable homesteaders, students and parents of the planned school to learn about the planting, uses, care and maintenance of those plants.

2. Do you agree that this is an important aspect to increase the cultural education of our native people?

Answer Choices	Responses	
Yes	96%	22
No	4%	1
Totals	100%	23



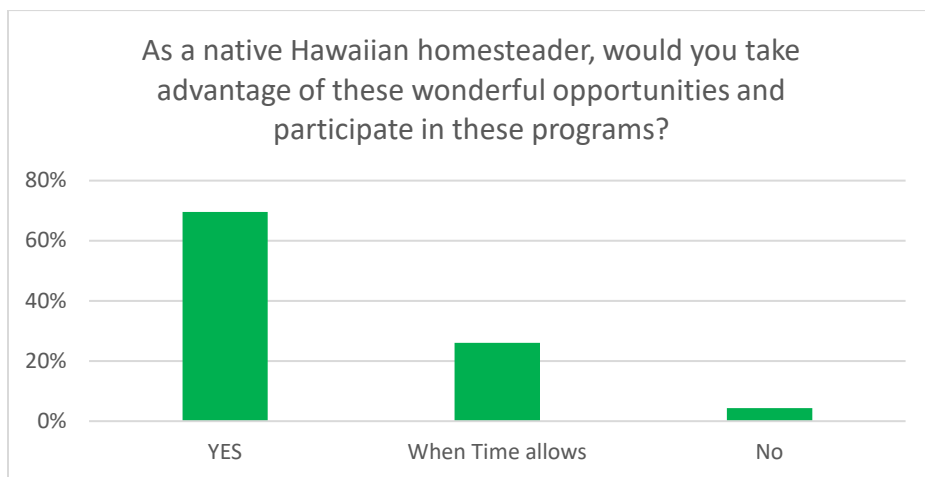
3. As a native Hawaiian homesteader, would you take advantage of these wonderful opportunities and participate in these programs?

Answer Choices	Responses	
Yes	70%	16
When time allows	26%	6
No	4%	1
Totals	100%	23

Comments

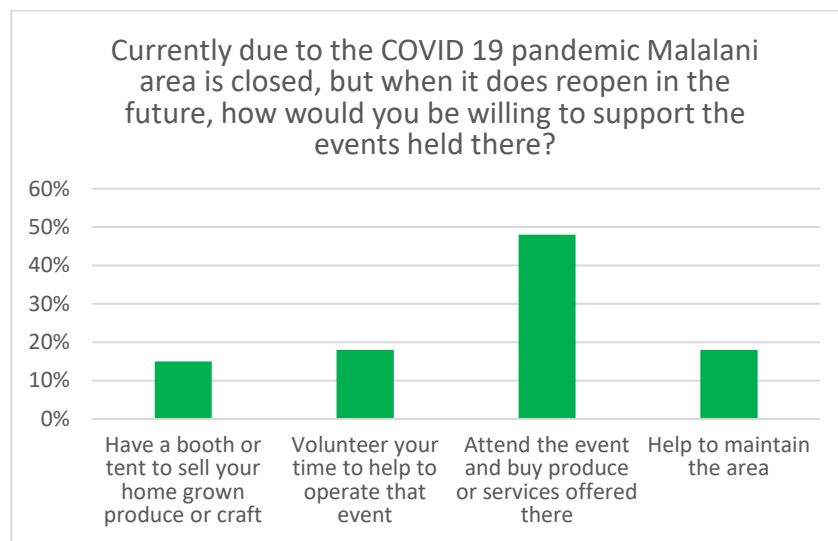
No. Area too congested, dangerous for our children and ohanas.

Yes. This will enable us to expand our knowledge and have all these programs available to further help us to be more sustainable.



4. Currently due to the COVID 19 pandemic the Malalani area is closed, but when it does reopen in the future, how would you be willing to support the events held there?

Answer Choices	Responses	
Have a booth or tent to sell your home grown produce or craft	15%	9
Volunteer your time to help to operate that event	18%	11
Attend the event and buy produce or services offered there	48%	29
Help to maintain the area	18%	11
Totals	100%	60



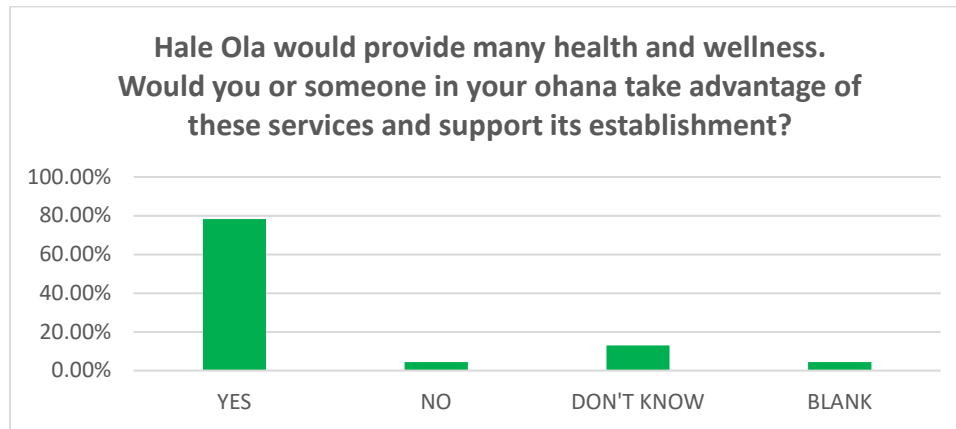
Phase 2 - Hale Ola: Native Health and Wellness Center with Police substation
 As proposed, build a Hale Ola and partner with health providers such as Hui No Ke Ola Pono. Provide an office space to Maui Police Department for a substation.

5. Hale Ola would provide many health and wellness services such as a dentist, general practice, lomi-lomi, programs for diabetes prevention, exercise and physical rehabilitation, and nutrition classes along with others. Would you or someone in your 'ohana take advantage of these services and support its establishment?

Answer Choices	Responses	
Yes	78.26%	18
No	4.35%	1
Don't Know	13.04%	3
Blank	4.35%	1
Total	100%	23

Comments

1. If me or my family were there we would definitely take advantage of these services.
2. Yes. Would be very convenient to be able to have these services right here in our community.
3. Don't Know.
4. On Farm lots"
5. Maybe partnerships with Kula Hospital.



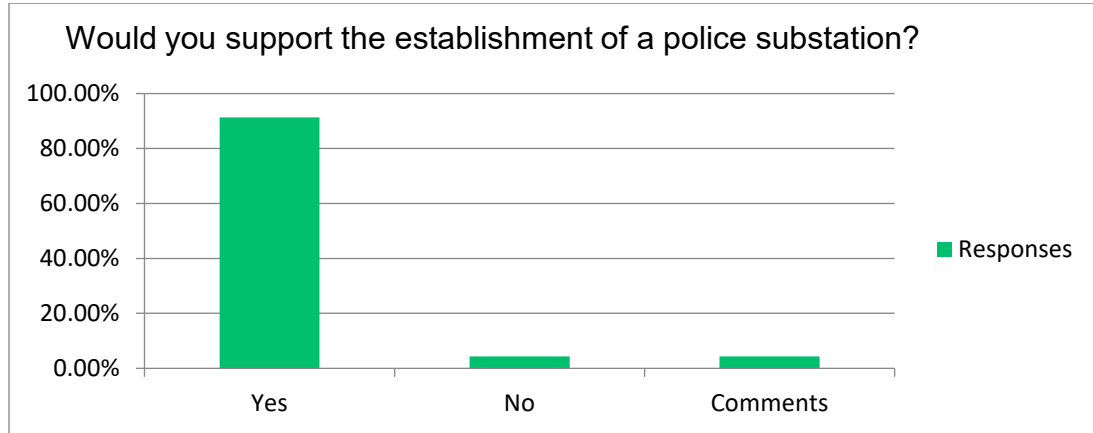
6. What health programs would you most like to have provided?

HEALTH PROGRAMS	Number	Percent
Health, wellness	7	30.43%
Exercise	3	13.04%
Dental	2	8.70%
Nutrition--NH foods	2	8.70%
Hospice care	1	4.35%
Urgent/Primary Care	1	4.35%
Vision	1	4.35%
Cultural classes	1	4.35%
Health Insurance	1	4.35%
No Response	4	17.39%
TOTALS:	23	100.00%

Upcountry Maui's nearest police response is from Makawao which has a 2-person substation. Response time for a High Priority incident is 10 to 15 minutes while a normal response is 30 to 45 minutes. On-site police presence would deter criminal activity such as illegal hunting, dumping of rubbish and theft in our homestead area.

7. Would you support the establishment of a police substation?

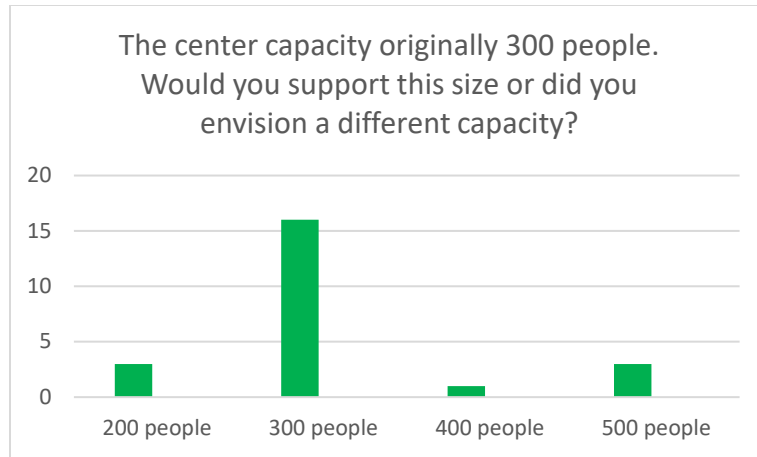
Answer Choices	Responses	
Yes	91.30%	21
No	4.35%	1
Comments	4.35%	1
Total	100%	23



Phase 4 - Hale Ho'ohui : Multipurpose Meeting/Certified Kitchen/emergency Evacuation BuildingAs proposed, to build a center to meet our growing community needs and provide needed revenue for our association.

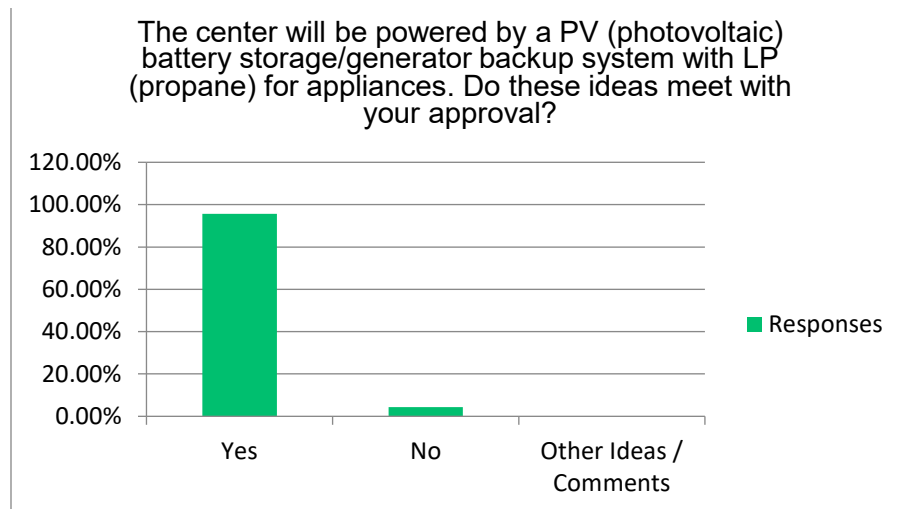
8. To meet our needs the center capacity originally envisioned to be 300 people. Would you support this size or did you envision a different capacity?

Answer Choices	Responses	
200 people	13.04%	3
300 people	69.57%	16
400 people	4.35%	1
500 people	13.04%	3
Total	100%	23



9. **To take advantage of today’s technology the center will be powered by a PV (photovoltaic) battery storage/generator backup system along with LP (propane) for the appropriate appliances. Do these ideas meet with your approval?**

Answer Choices	Responses	
Yes	95.65%	22
No	4.35%	1
Total	100%	23



10. **Emergency Evacuation Center: In the past, large drought brush fires in the dry areas have called for evacuations. Not only people needed shelter but their large farm animals i.e., horses, etc. The people can be sheltered in the building while their animals can be accommodated in our outdoor open areas. Would you support this idea?**

Answer Choices	Responses	
Yes	86.96%	20
No	8.70%	2
Blank	4.35%	0
Total	100.00%	23

- 11. Due to long periods of drought, all buildings in the project plan will have a water catchment system to supplement County water. This water can be filtered to be safe for drinking, as well as for other uses such as shower, toilet, and kitchen facilities. Would you support the use of a water catchment system for the above usages?**

Answer Choices	Responses	
Yes	100.00%	23
No		
Total	100.0%	23

Phase 5: Hale Kamali'i / Hale Kūpuna / Kula 'Ōpi'o

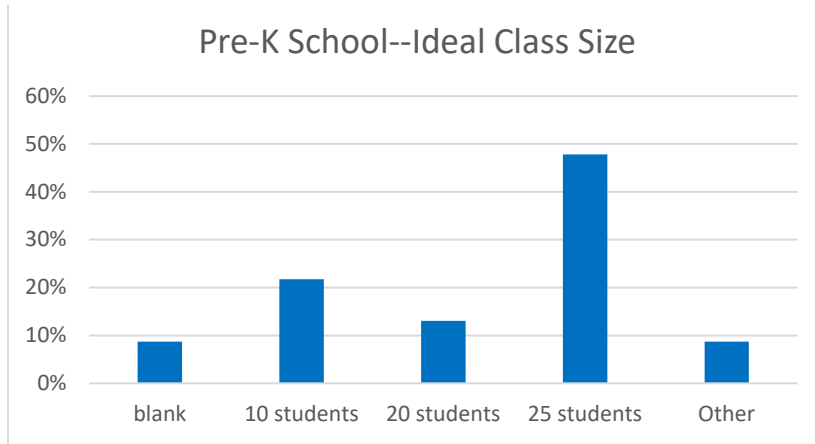
As proposed, build a Pre-K Hawaiian Immersion language charter school and a Senior Day care facility to exist together. Later, build a K – 6th grade Hawaiian Immersion school possibly with expansion to 8th grade.

- 12. The Pre-K school is envisioned to start with 15 students and eventually increase to 30 students. What do you see as the ideal class size.**

Class Size	Responses	
10 students	22%	5
20 students	13%	3
25 students	48%	11
Other	9%	2
Total	100%	23

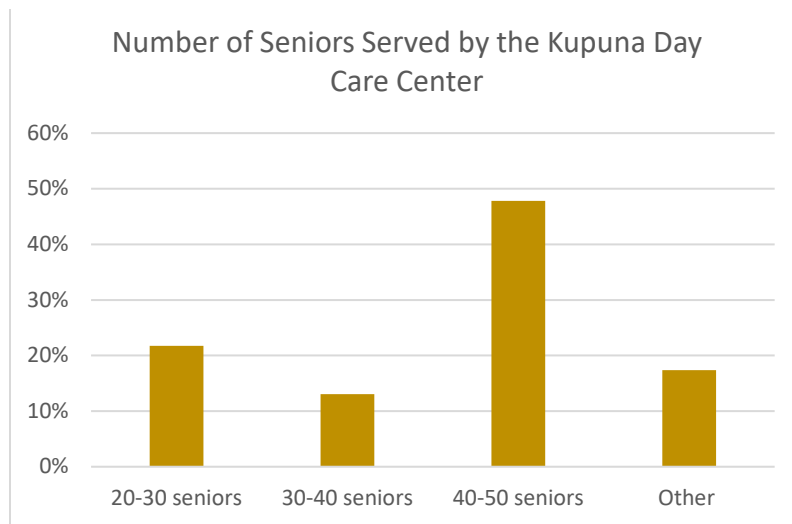
Comments:

- No kids at this time but would consider if based on quality of teachers and curriculum
- No young children
- Yes. Depending on program details, drop off and pick up times
- Not sure
- Possibly



13. The Kupuna Day Care is envisioned to eventually accommodate 50 seniors. What number of seniors would you want served?

Kupuna Day Car	Responses	
20-30 Seniors	22%	5
30-40 Seniors	13%	3
40-50 Seniors	48%	11
Other/Comments	17%	4
Total	100%	23

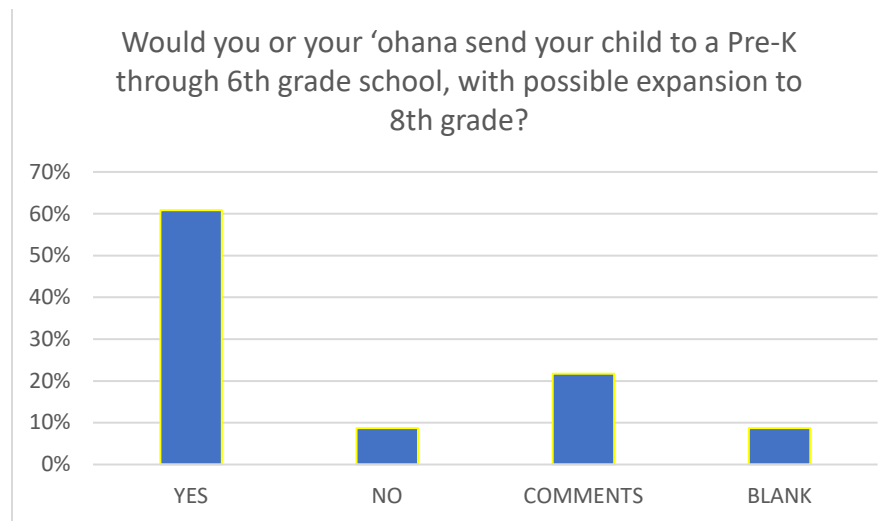


14. Would you or your ‘ohana send your child to a Pre-K through 6th grade school, with possible expansion to 8th grade?

Answer Choices	Responses	
Yes	61%	14
No	9%	2
Comments	22%	5
Blank	9%	2
	100%	23

Comments:

1. 40-50 Having both Pre-K and kupuna is not only convenient for working parents to know that both keiki and kupuna can be at the same location and interact with one another. It completes the circle of life.
2. Preference given to native Hawaiians
3. Growth potential built in if possible..(i.e., above 50)

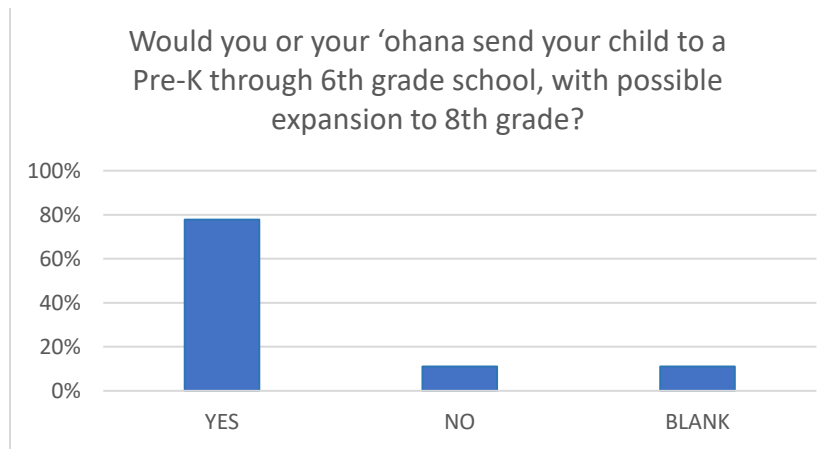


15. Would you or your ‘ohana send your child to a Pre-K through 6th grade school, with possible expansion to 8th grade?

Answer Choices	Responses	
YES	14	78%
NO	2	11%
BLANK	2	11%
TOTALS	18	100%

Comments:

1. Possibly
2. No kids at this time but would consider if based on quality of teachers and curriculum
3. No young children
4. Yes. Depending on program details, drop off and pick up times
5. Not sure



- 16. The 10-year Vision Plan is an ambitious project that requires many different trades, skills, and talents. Any type of knowledge and help would be greatly appreciated. If you have any contacts in construction, electrical, plumbing, excavation, solar PV, education, senior daycare, agriculture, or any other skill that can contribute to the success of the project, please list the name of the business or organization, your contact person, and their email address or phone below.**

Answered	3
Skipped	20

- 17. If you would like to be contacted further regarding the progress of the Master Plan, please submit your name and email below.**

Answer Choices	Responses	
Name:	100.00%	21
Email Address:	71.43%	15
	Answered	21
	Skipped	2